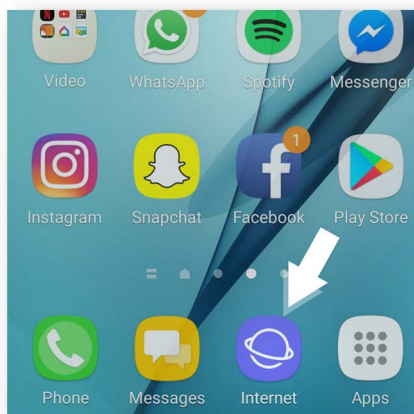


# Android Installation Quick Guide

URL: [limericketss.cms-omd.ie](http://limericketss.cms-omd.ie)

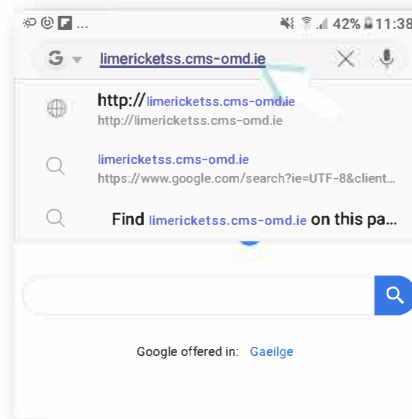
1.

Open the Internet browser on your phone.



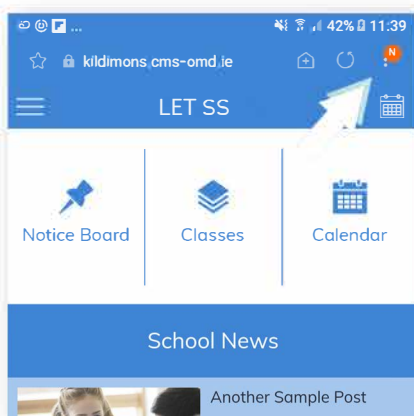
2.

Tap on the address bar and type in the app's address provided. (e.g. [limericketss.cms-omd.ie](http://limericketss.cms-omd.ie) will go to the app)



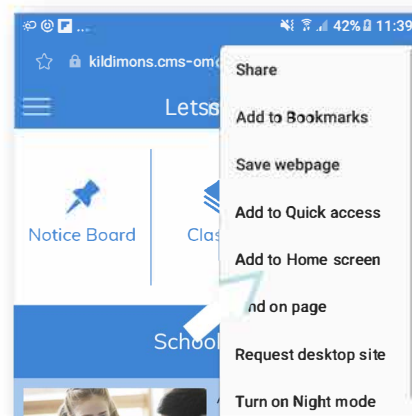
3.

Tap on "Options" Button



4.

Tap on "Add shortcut on Home screen"



5.

Complete! Your school Web App will appear on your home screen.

